



# CALIFORNIA TRANSPORTATION COMMISSION

## LOCAL STREETS & ROADS FISCAL YEAR 2017-18 SUMMARY

**Prepared By: Alicia Sequeira Smith**  
**Local Streets and Roads Program Manager**

---

Email: [LSR@catc.ca.gov](mailto:LSR@catc.ca.gov)

Telephone: (916) 651-6143

Website: <http://catc.ca.gov/programs/sb1/lrsp/>

Published: December 24, 2018

# TABLE OF CONTENTS

PROGRAM BACKGROUND _____	3
Funding _____	3
Funding Eligibility _____	3
Program Reporting Requirements _____	3
Cycle 1 Program Review _____	3
FISCAL YEAR 2017-18 PROGRAM SUMMARY _____	4
FISCAL YEAR 2017-18: AT-A-GLANCE _____	5
UNDERSTANDING THE REPORT _____	6
Fiscal Year 2017-18 Funding Disbursement Timeline _____	6
Expenditure Reporting Period and Criteria _____	6
OFFICIAL REPORT DOCUMENTS _____	8
Statewide Summary Snapshot _____	8
Full Project List Detail _____	9
Completed Project List with Outcomes _____	10
RESOURCES _____	11
California Transportation Commission _____	11
California State Controller's Office _____	11
League of California Cities _____	11
California State Association of Counties _____	11

# PROGRAM BACKGROUND

## Funding

On April 28, 2017, the Governor signed Senate Bill (SB) 1 (Beall, Chapter 5, Statutes of 2017). A percentage of the new Road Maintenance and Rehabilitation Account (RMRA) funding created by SB 1 is apportioned by formula to eligible cities and counties pursuant to Streets and Highways Code Section 2032(h) for basic road maintenance, rehabilitation, and critical safety projects on the local streets and roads system. SB 1 is anticipated to generate approximately \$1.5 billion per fiscal year, for local streets and roads needs.

## Funding Eligibility

To be eligible for Local Streets and Roads Program funding from the State Controller's Office (Controller), each year, cities and counties must adopt a proposed project list at a regular meeting of their board or council and then submit the list of proposed projects to the California Transportation Commission (Commission). Once proposed project lists are reviewed and deemed to be complete, the Commission adopts and sends to the Controller a list of cities and counties eligible to receive funding that fiscal year. After the Controller receives the list of eligible cities and counties, the apportionment process begins for that fiscal year, and funds are disbursed monthly by formula.

## Program Reporting Requirements

Pursuant to Streets and Highways Code Section 2034(b), for each fiscal year in which RMRA funds are received and expended, cities and counties shall submit documentation to the Commission that details the expenditure of all RMRA funds, including a description and location of each completed and in progress project, the amount of funds expended on the project, the completion date, and the estimated useful life of the improvement. These reports are due to the Commission by October 1, each year.

## Cycle 1 Program Review

Fiscal Year 2017-18 marked the first funding eligibility cycle for the Local Streets and Roads Funding Program. The Commission deemed 537 cities and counties eligible to receive monthly program apportionments. In total those eligible cities and counties received \$386.4 million. On October 1, 2018, all 537 cities and counties that received Fiscal Year 2017-18 funding met the annual expenditure reporting requirement. All expenditure report detail is available on the Local Streets and Roads Funding Program [webpage](#) in the following documents:

- Annual Expenditure Report - [Summary Snapshot Fiscal Year 2017-18](#)
- Annual Expenditure Report - [Full Project List Detail Fiscal Year 2017-18](#)
- Annual Expenditure Report - [Completed Project List Details with Outputs](#)

Please submit all program and reporting inquiries to the Local Streets and Roads Program inbox at [LSR@catc.ca.gov](mailto:LSR@catc.ca.gov).

# FISCAL YEAR 2017-18 PROGRAM SUMMARY

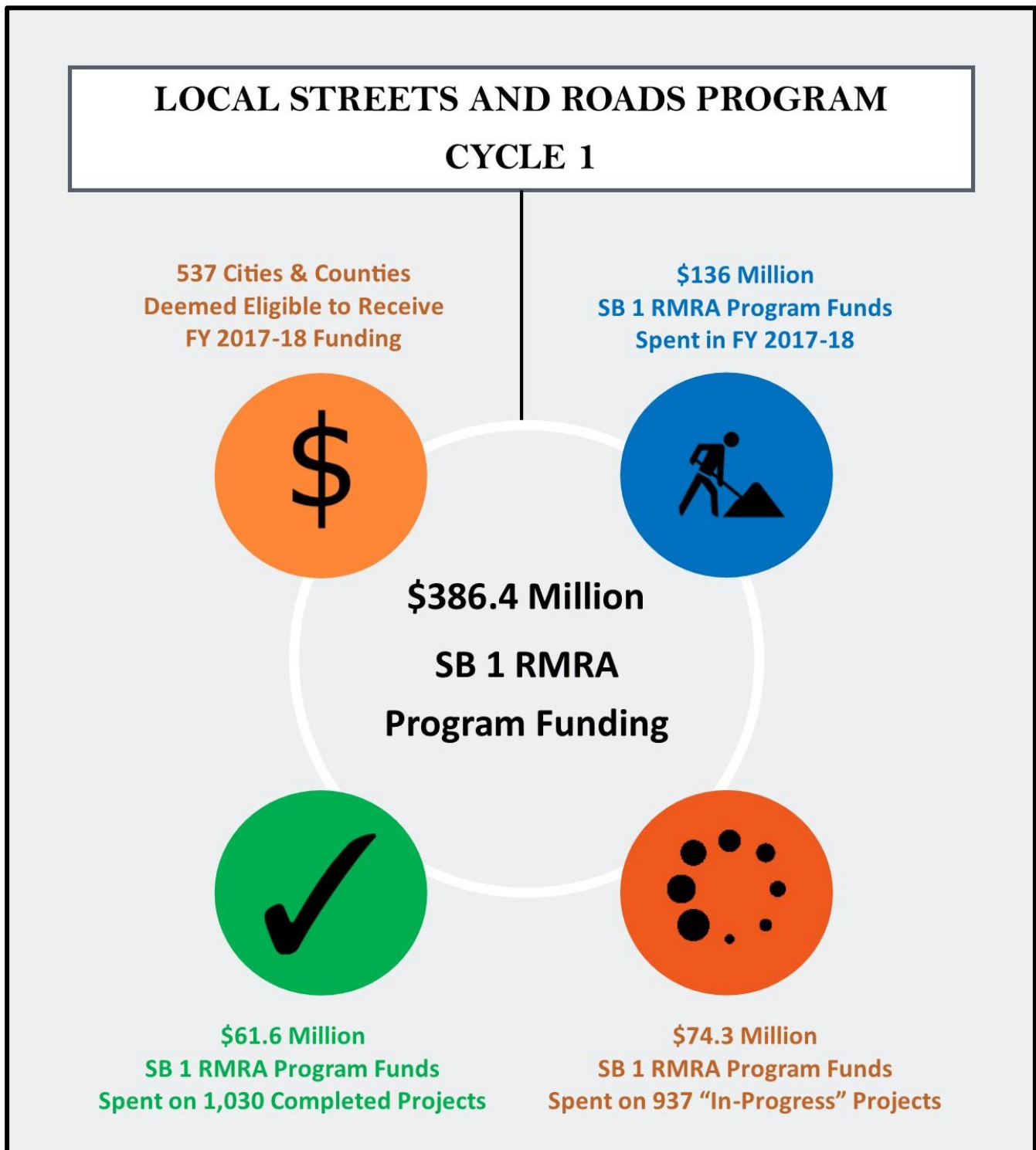
The State did not begin collecting SB 1 revenues until November 2017, the first cycle of the Local Streets and Roads Program includes partial fiscal year funding. From January to August 2018, the Controller apportioned \$386.4 million to 537 cities and counties that the Commission deemed eligible. The 4,090 proposed projects identified in the initial funding eligibility cycle ranged from road maintenance and repair to pre-construction efforts, and other public works operational needs.

In March 2018, the Commission adopted the amended 2018 Program Reporting Guidelines, which refined the basic annual project reporting requirements. The Commission held a workshop via webinar to discuss the draft guidelines. More than 460 participants representing 340 cities and counties attended this workshop. Regional and local partners, including the California State Association of Counties, the League of California Cities, and the State Controller's Office, were also consulted in the development of the program reporting guidelines and annual project expenditure reporting criteria. The amended guidelines establish a May 1 annual reporting deadline for cities and counties to submit proposed project lists to the Commission, as well as an October 1 deadline for the Annual Project Expenditure Report.

Of the 537 cities and counties deemed eligible for the first program funding cycle, the Commission received all 537 expenditure reports by its deadline of October 1, 2018. The Commission aggregated the submitted information and posted the preliminary results on its website for the public. The preliminary information was further reviewed by the reporting jurisdictions for accuracy, all notices of corrections were to be received by the Commission staff no later than December 3, 2018. Commission staff made all necessary edits to the reporting detail and posted the final reporting data on the website by December 12, 2018, thereby meeting the intent of the legislation to increase program funding transparency. The Controller was also sent a copy of the expenditure report.

The Annual Project Expenditure Report accounted for a total of 4,354 projects, that include all projects originally proposed and those projects added throughout the fiscal year. Due to the large number of projects reported, the report details have been separated into three documents online to provide greater program and project transparency to the public and Legislature for all 537 cities and counties that reported.

# FISCAL YEAR 2017-18: AT-A-GLANCE



\*Data represents information gathered from annual project expenditure reports submitted to the Commission on October 1, 2018.

# UNDERSTANDING THE REPORT

## Fiscal Year 2017-18 Funding Disbursement Timeline

- Local Streets and Roads SB 1 RMRA funding for Fiscal Year 2017-18.
  - Two-month delay from State collection of revenues to the Controller's disbursement to the Cities and Counties.
  - Fiscal Year 2017-18 SB 1 revenues were collected by the State from November 1, 2017 to June 30, 2018.
  - January 2018, the Controller made the first monthly disbursement for Fiscal Year 2017-18 to the cities and counties.
  - 67% of the total fiscal year program funding had been disbursed to the cities and counties by June 30, 2018.
  - Fiscal Year 2017-18 final disbursement to the cities and counties was made on August 22, 2018.

## Expenditure Reporting Period and Criteria


Cities and counties were required to provide the following information to the Commission by October 1, 2018:

- Fiscal Year 2017-18 Local Streets and Roads SB 1 RMRA funding received from January 2018 to August 2018.
- Fiscal Year 2017-18 Local Streets and Roads SB 1 RMRA funds spent on local streets and roads projects from July 1, 2017 to June 30, 2018.
- Account for all projects that appeared in the "Proposed Project Lists" submitted to the Commission to establish fiscal year funding eligibility.
- Report any changes to the "Proposed Project Lists" that occurred within the fiscal year. Reportable changes may include:
  - A new project not previously proposed to use fiscal year funding; or
  - An originally proposed project removed from the list that will use funds other than RMRA; or
  - A proposed project schedule change.
- Report project status as of June 30, 2018.
  - Completed
  - In-Progress
  - Carried Over (FY 2018-19)
  - Forecasted (FY 2019-20 or Later)
  - Other (No Longer RMRA Funded)

- Identify the project component for each listed project that will utilize or did utilize RMRA funding in the fiscal year. The following are the reportable project components:
  - Construction
  - Pre-Construction (ex. Preliminary Design, Engineering, Right of Way, etc.)
  - Procurement/Operational Needs (ex. Pavement Studies, Equipment, Materials, etc.)
- Report the outputs for those projects completed within the fiscal year. Different outputs were reported by the cities and counties based on the project component that was identified. The following are examples of the different reportable outputs captured:
  - Construction:
    - Total Miles Paved
    - Total Miles of Safety Related Paving and Striping
    - Total Number of ADA Curb Ramps Repaired
  - Pre-Construction:
    - Preliminary Design
    - Right of Way
    - Project Advancement to Construction
  - Procurement/Operational Needs:
    - Material
    - Equipment
    - Staffing

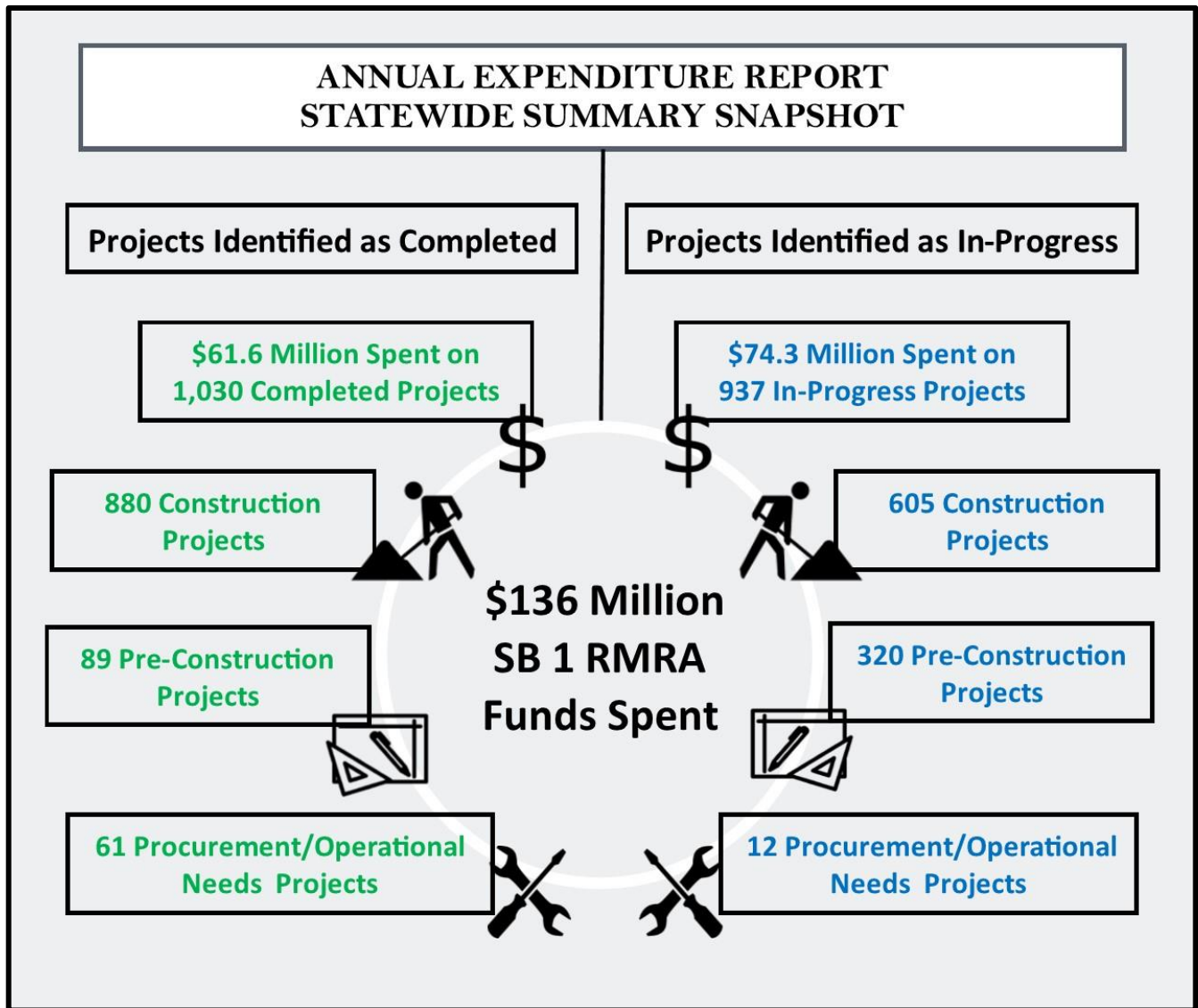
# OFFICIAL REPORT DOCUMENTS

The Local Streets and Roads Funding Program Annual Project Expenditure Report is separated into three focused documents:



## Statewide Summary Snapshot

Below is an example of the summary detail that can be found in this document for all 537 cities and counties that reported for Fiscal Year 2017-18:

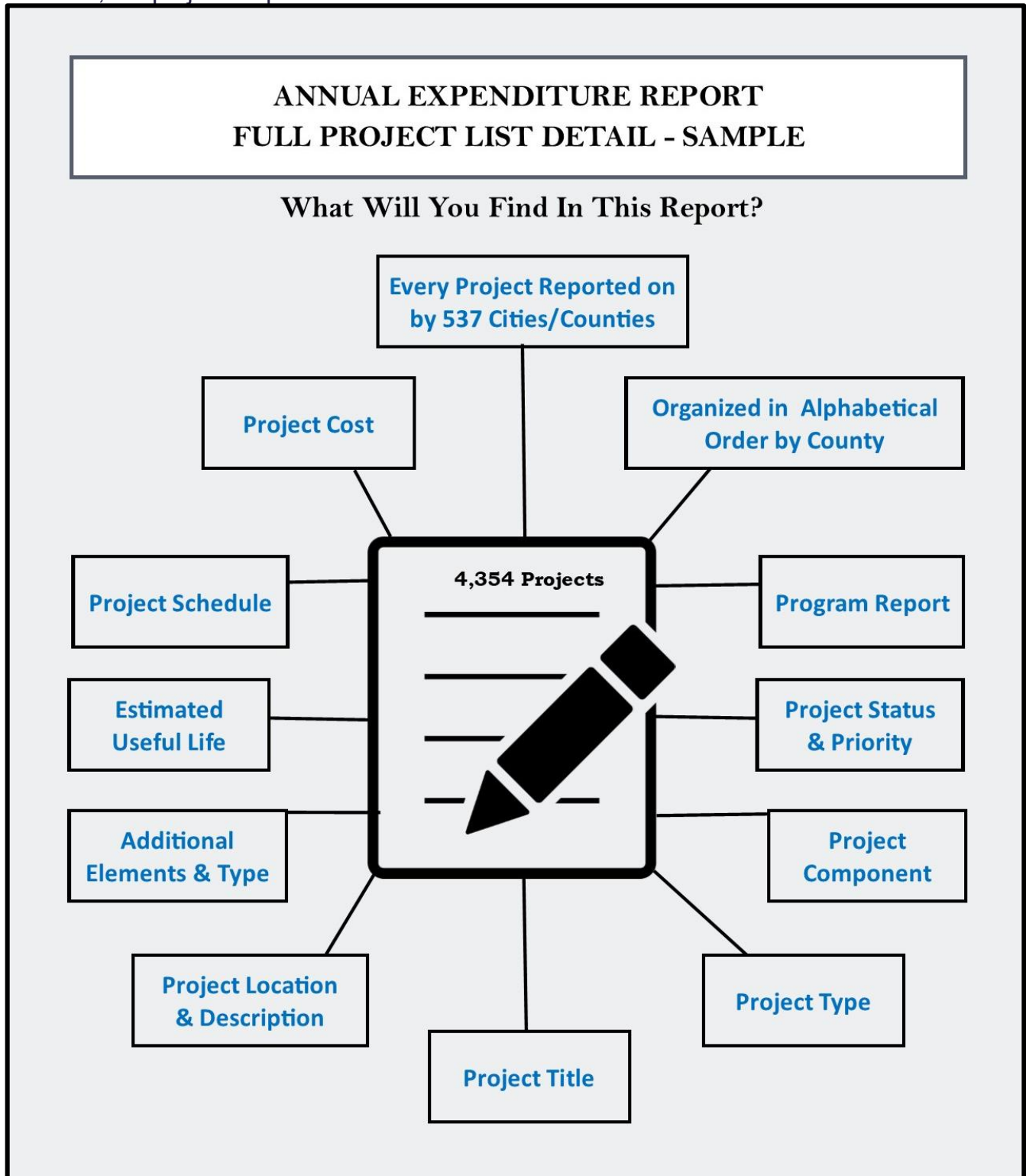


\*Data represents information gathered from annual project expenditure reports submitted to the Commission on October 1, 2018.



## Full Project List Detail

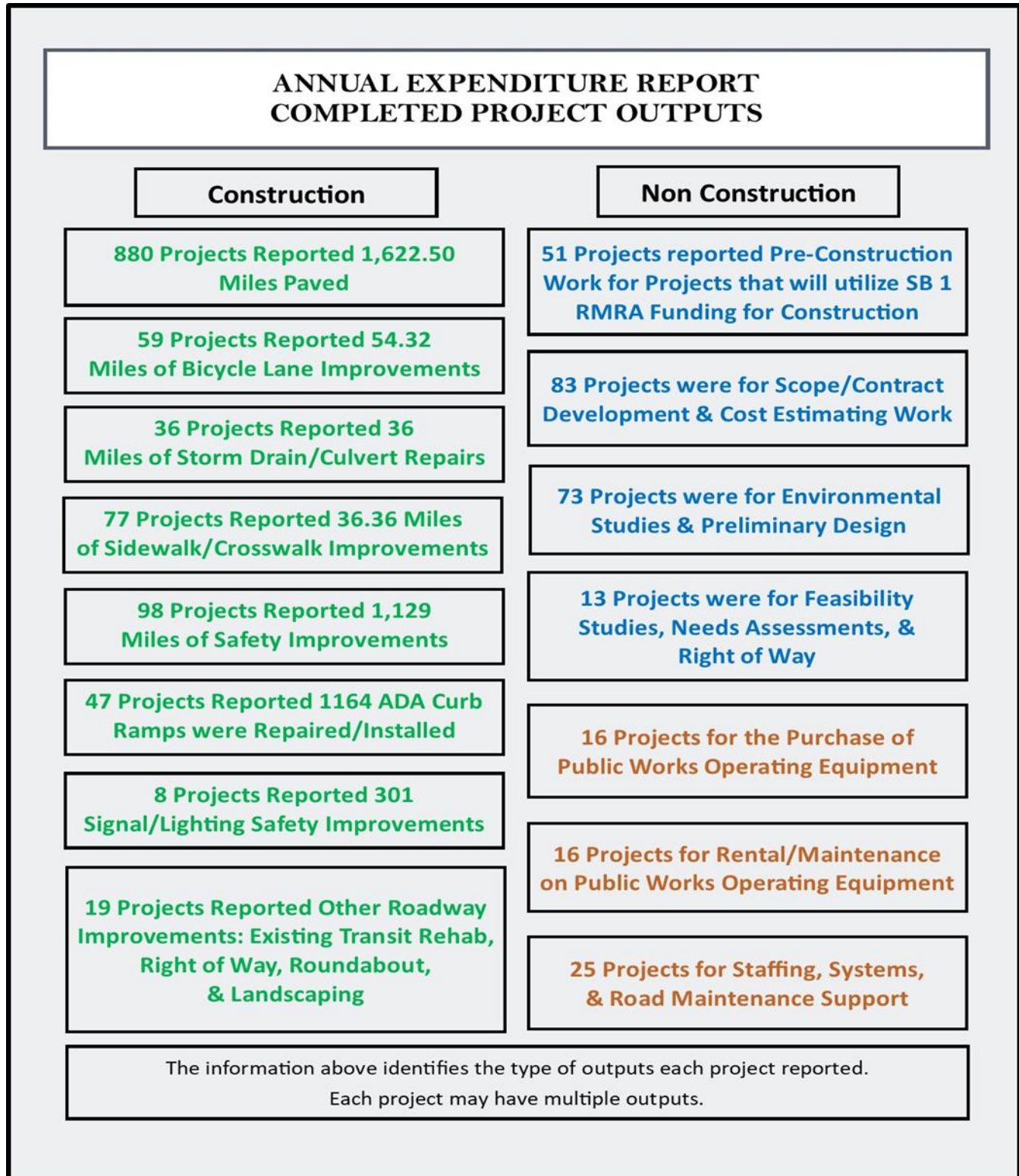
Below is a sample of the detailed project information that can be found within this document for the 4,354 projects reported on for Fiscal Year 2017-18:



\*Data represents information gathered from annual project expenditure reports submitted to the Commission on October 1, 2018

## Completed Project List with Outputs

Below is an example of the project outputs captured for the completed projects in Fiscal Year 2017-18:



\*Data represents information gathered from annual project expenditure reports submitted to the Commission on October 1, 2018

# RESOURCES

## California Transportation Commission

- California Transportation Commission [Website](#)
- Local Streets and Roads Funding Program [Website](#)
- [2019 Local Streets and Roads Funding Program Reporting Guidelines](#)
- Annual Expenditure Report - [Summary Snapshot Fiscal Year 2017-18](#)
- Annual Expenditure Report - [Full Project List Detail Fiscal Year 2017-18](#)
- Annual Expenditure Report - [Completed Project List Details with Outputs](#)

## California State Controller's Office

- State Controller's Office [Website](#)
- [2018 Guidelines Relating to Gas Tax Expenditures for Cities and Counties](#)
- [SB 1 Road Maintenance and Rehabilitation Account Funding Frequently Asked Questions](#)
- Road Maintenance and Rehabilitation Account - [Cities FY 2017-18 and FY 2018-19](#)
- Road Maintenance and Rehabilitation Account - [Counties FY 2017-18 and FY 2018-19](#)

## League of California Cities

- League of California Cities [Website](#)
- Local Streets and Roads - [Funding Explainer Updated Estimates FY 2017-18, FY 2018-19](#)
- Local Streets and Roads - [FY 2017-18, FY 2018-19 HUTA, RMRA & Loan Repayment Projected Revenues](#)

## California State Association of Counties

- California State Association of Counties Resources [Website](#)
- County HUTA and SB 1 Funding Estimates - [FY 2017-18](#)
- County HUTA and SB 1 Funding Estimates - [FY 2018-19](#)
- Road Maintenance and Rehabilitation Account - [Cities FY 2017-18 and FY 2018-19](#)